




R.G. NUNO
Evaluation of Instruction Program Report
 15F: EPS SCI 10 DIS 1A: EXPLORING MARS
 No. of responses = 6
 Enrollment = 17
 Response Rate = 35.29%


Survey Results

1. Background Information:

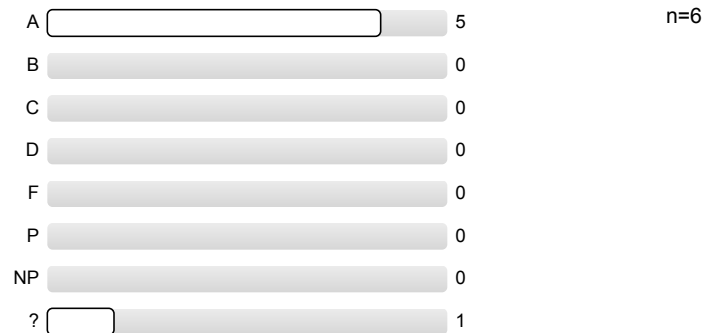
1.1) Year in School:




1.2) UCLA GPA:



1.3) Expected Grade:



1.4) What requirements does this course fulfill?



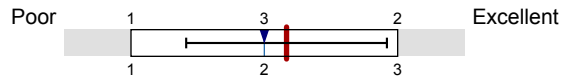
2. To What Extent Do You Feel That:

2.1)	Teaching Assistant Knowledge – The T.A. was knowledgeable about the material.	Very Low or Never		Very High or Always	n=6 av.=8.67 md=9 dev.=0.52
2.2)	Teaching Assistant Concern – The T.A. was concerned about student learning.	Very Low or Never		Very High or Always	n=6 av.=8.83 md=9 dev.=0.41
2.3)	Organization – Section presentations were well prepared and organized.	Very Low or Never		Very High or Always	n=6 av.=8.83 md=9 dev.=0.41
2.4)	Scope – The teaching assistant expanded on course ideas.	Very Low or Never		Very High or Always	n=6 av.=7.83 md=8.5 dev.=1.6
2.5)	Interaction – Students felt welcome in seeking help in or outside of the class.	Very Low or Never		Very High or Always	n=6 av.=9 md=9 dev.=0
2.6)	Communication Skills – The teaching assistant had good communication skills.	Very Low or Never		Very High or Always	n=6 av.=9 md=9 dev.=0
2.7)	Value – The overall value of the sections justified your time and effort.	Very Low or Never		Very High or Always	n=6 av.=8 md=8 dev.=1.1
2.8)	Overall – What is your overall rating of the teaching assistant?	Very Low or Never		Very High or Always	n=6 av.=8.83 md=9 dev.=0.41

3. Your View of Section Characteristics:

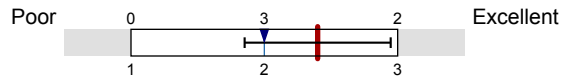
3.1)	Difficulty (relative to other courses)	Low		High	n=6 av.=1.67 md=2 dev.=0.52
3.2)	Workload/pace was	Too Slow		Too Much	n=6 av.=2 md=2 dev.=0
3.3)	Integration of section with course was	Poor		Excellent	n=6 av.=2.5 md=2.5 dev.=0.55
3.4)	Texts, required readings	Poor		Excellent	n=6 av.=2.33 md=2 dev.=0.52
3.5)	Homework assignments	Poor		Excellent	n=6 av.=2.67 md=3 dev.=0.52

3.6) Graded materials, examinations



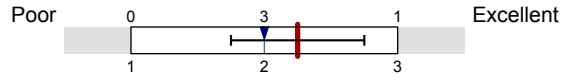
n=6
 av.=2.17
 md=2
 dev.=0.75

3.7) Lecture presentations



n=5
 av.=2.4
 md=2
 dev.=0.55
 ab.=1

3.8) Class discussions



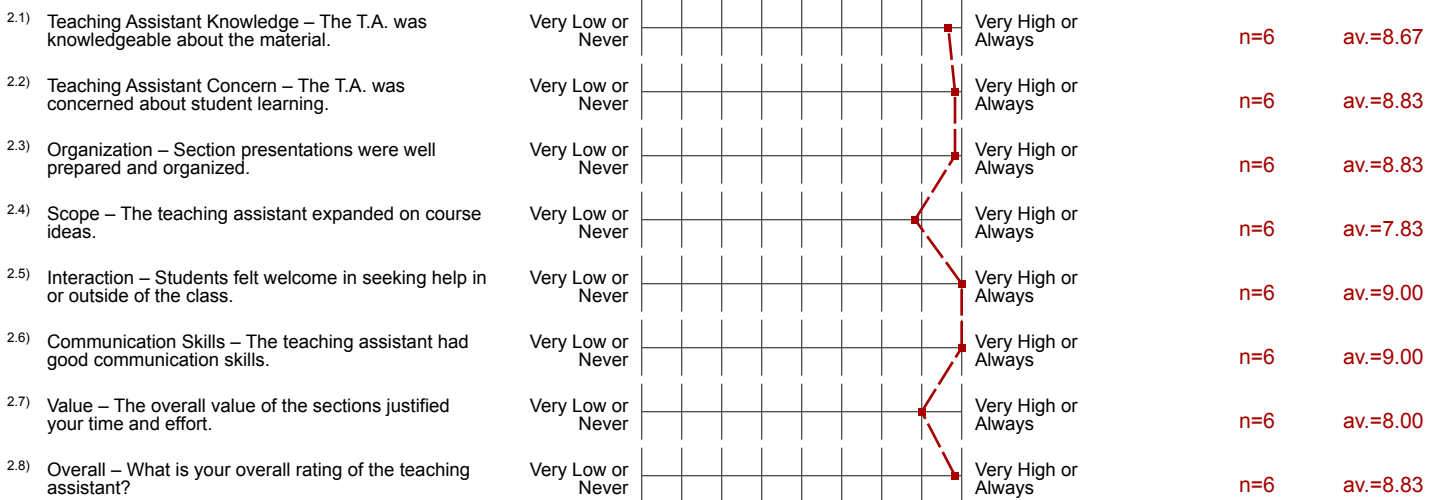
n=4
 av.=2.25
 md=2
 dev.=0.5
 ab.=2

Profile

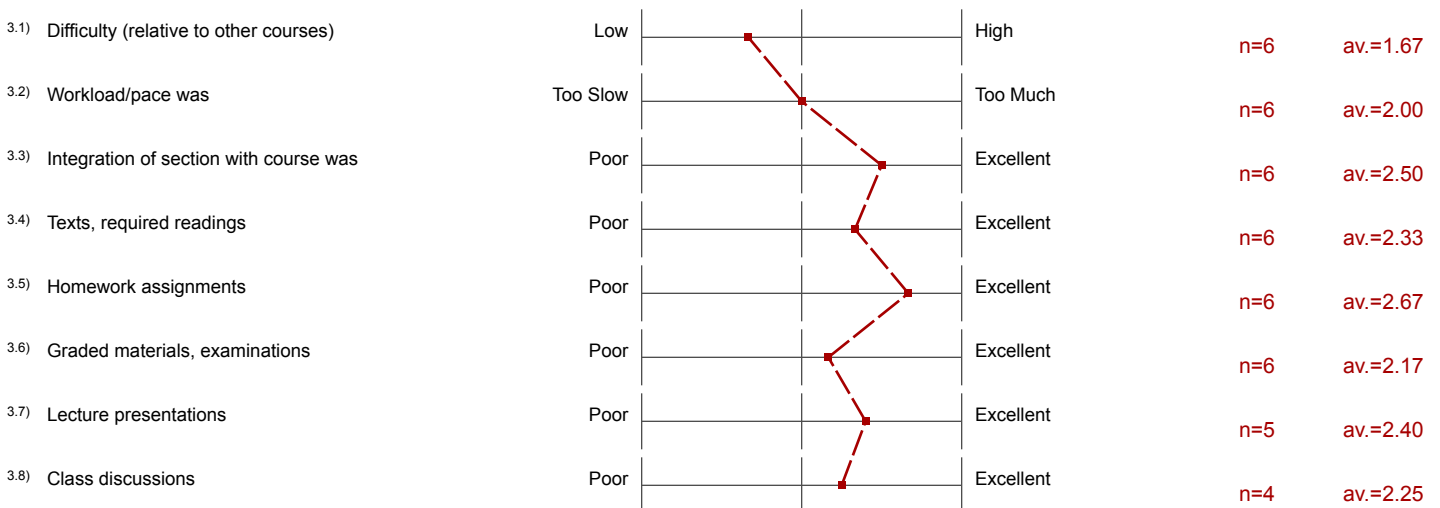
Subunit: EPS SCI
 Name of the instructor: R.G. NUNO
 Name of the course: 15F: EPS SCI 10 DIS 1A: EXPLORING MARS
 (Name of the survey)

Values used in the profile line: Mean

2. To What Extent Do You Feel That:



3. Your View of Section Characteristics:



Comments Report

4. Comments:

- ^{4.1)} Please identify what you perceive to be the real strengths and weaknesses of this teaching assistant and course.
- Raquel is an excellent TA. She truly shows that she cares about the subject at hand and helps students to understand it as well. She has a kind demeanor and is easy to approach with a question or problem. She truly appears to care how her students are doing managing the material and the assignments. Great quarter in her discussion section.
 - Raquel was very helpful in section. However, in terms of quiz grading, I would write down what the professor said were the answers verbatim and still did not receive full credit. I think the quizzes were graded too strictly, especially since the professor said they were mainly meant to take attendance.
 - She was very approachable. I had a lot of questions and she was patient in answering all of them until I understood the material.
 - The teaching assistant was more than willing to help anyone and even at times was able to get them to progress their knowledge beyond an initial question. She was polite and respectful and very approachable.
 - This TA was very approachable and always helped whenever I asked her for something.



R.G. NUNO
Evaluation of Instruction Program Report
 15F: EPS SCI 10 DIS 1B: EXPLORING MARS
 No. of responses = 12
 Enrollment = 20
 Response Rate = 60%

Survey Results

1. Background Information:

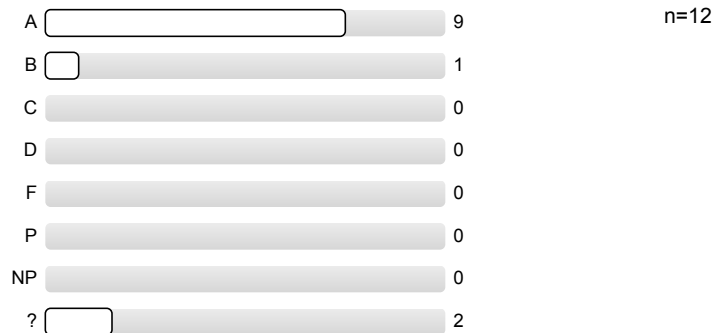
1.1) Year in School:




1.2) UCLA GPA:



1.3) Expected Grade:



1.4) What requirements does this course fulfill?



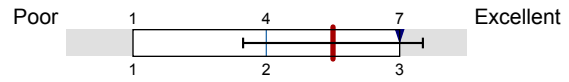
2. To What Extent Do You Feel That:

2.1)	Teaching Assistant Knowledge – The T.A. was knowledgeable about the material.	Very Low or Never		Very High or Always	n=12 av.=8.67 md=9 dev.=0.65
2.2)	Teaching Assistant Concern – The T.A. was concerned about student learning.	Very Low or Never		Very High or Always	n=12 av.=8.42 md=9 dev.=0.79
2.3)	Organization – Section presentations were well prepared and organized.	Very Low or Never		Very High or Always	n=11 av.=8.09 md=9 dev.=1.3 ab.=1
2.4)	Scope – The teaching assistant expanded on course ideas.	Very Low or Never		Very High or Always	n=12 av.=8.25 md=8.5 dev.=0.87
2.5)	Interaction – Students felt welcome in seeking help in or outside of the class.	Very Low or Never		Very High or Always	n=12 av.=8.58 md=9 dev.=0.67
2.6)	Communication Skills – The teaching assistant had good communication skills.	Very Low or Never		Very High or Always	n=12 av.=8.58 md=9 dev.=0.67
2.7)	Value – The overall value of the sections justified your time and effort.	Very Low or Never		Very High or Always	n=12 av.=8.08 md=8.5 dev.=1.24
2.8)	Overall – What is your overall rating of the teaching assistant?	Very Low or Never		Very High or Always	n=12 av.=8.5 md=9 dev.=0.8

3. Your View of Section Characteristics:

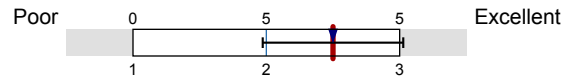
3.1)	Difficulty (relative to other courses)	Low		High	n=12 av.=1.75 md=2 dev.=0.62
3.2)	Workload/pace was	Too Slow		Too Much	n=12 av.=2 md=2 dev.=0
3.3)	Integration of section with course was	Poor		Excellent	n=12 av.=2.5 md=2.5 dev.=0.52
3.4)	Texts, required readings	Poor		Excellent	n=9 av.=2.22 md=2 dev.=0.44 ab.=3
3.5)	Homework assignments	Poor		Excellent	n=12 av.=2.42 md=2.5 dev.=0.67

3.6) Graded materials, examinations



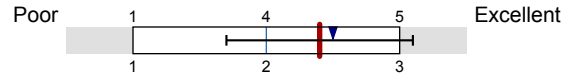
n=12
 av.=2.5
 md=3
 dev.=0.67

3.7) Lecture presentations



n=10
 av.=2.5
 md=2.5
 dev.=0.53
 ab.=2

3.8) Class discussions



n=10
 av.=2.4
 md=2.5
 dev.=0.7
 ab.=2

Profile

Subunit: EPS SCI
 Name of the instructor: R.G. NUNO
 Name of the course: 15F: EPS SCI 10 DIS 1B: EXPLORING MARS
 (Name of the survey)

Values used in the profile line: Mean

2. To What Extent Do You Feel That:

2.1) Teaching Assistant Knowledge – The T.A. was knowledgeable about the material.	Very Low or Never									Very High or Always	n=12	av.=8.67
2.2) Teaching Assistant Concern – The T.A. was concerned about student learning.	Very Low or Never									Very High or Always	n=12	av.=8.42
2.3) Organization – Section presentations were well prepared and organized.	Very Low or Never									Very High or Always	n=11	av.=8.09
2.4) Scope – The teaching assistant expanded on course ideas.	Very Low or Never									Very High or Always	n=12	av.=8.25
2.5) Interaction – Students felt welcome in seeking help in or outside of the class.	Very Low or Never									Very High or Always	n=12	av.=8.58
2.6) Communication Skills – The teaching assistant had good communication skills.	Very Low or Never									Very High or Always	n=12	av.=8.58
2.7) Value – The overall value of the sections justified your time and effort.	Very Low or Never									Very High or Always	n=12	av.=8.08
2.8) Overall – What is your overall rating of the teaching assistant?	Very Low or Never									Very High or Always	n=12	av.=8.50

3. Your View of Section Characteristics:

3.1) Difficulty (relative to other courses)	Low									High	n=12	av.=1.75
3.2) Workload/pace was	Too Slow									Too Much	n=12	av.=2.00
3.3) Integration of section with course was	Poor									Excellent	n=12	av.=2.50
3.4) Texts, required readings	Poor									Excellent	n=9	av.=2.22
3.5) Homework assignments	Poor									Excellent	n=12	av.=2.42
3.6) Graded materials, examinations	Poor									Excellent	n=12	av.=2.50
3.7) Lecture presentations	Poor									Excellent	n=10	av.=2.50
3.8) Class discussions	Poor									Excellent	n=10	av.=2.40

Comments Report

4. Comments:

- ^{4.1)} Please identify what you perceive to be the real strengths and weaknesses of this teaching assistant and course.
- Competent and knowledgable.
 - Great TA! very knowledgable and helpful!
 - Raquel was a very knowledgable and friendly TA. I was never afraid to ask a question during section and when I did, she was always able to answer it. She always more than willing to assist any student who was having trouble with or confused about something on our labs. She was also very understanding and accommodating to students about turning in work. Overall, Raquel was awesome and I would recommend that any student taking this course should get her as their TA.
 - Raquel was awesome! Although I did appreciate the refreshing independence of doing labs on our own, a brief discussion of the lab with the class before we began would have been helpful.
 - She was a good lab instructor
 - She was always helpful and expanded on the ideas presented in class in a concise and engaging manner. She always answered questions and was respectful to everyone.



R.G. NUNO
Evaluation of Instruction Program Report
 15F: EPS SCI 10 DIS 1C: EXPLORING MARS
 No. of responses = 10
 Enrollment = 20
 Response Rate = 50%


Survey Results

1. Background Information:

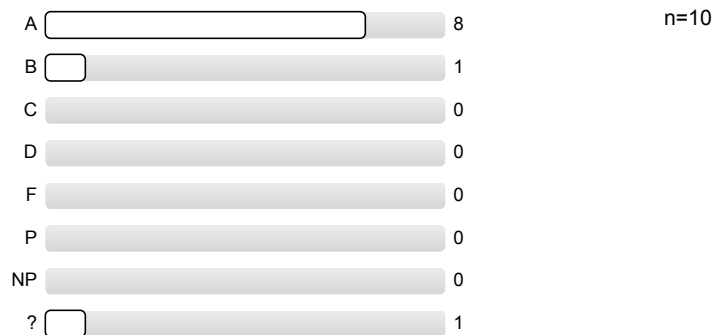
1.1) Year in School:




1.2) UCLA GPA:



1.3) Expected Grade:



1.4) What requirements does this course fulfill?



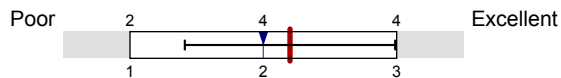
2. To What Extent Do You Feel That:

2.1)	Teaching Assistant Knowledge – The T.A. was knowledgeable about the material.	Very Low or Never		Very High or Always	n=10 av.=8.4 md=8 dev.=0.52
2.2)	Teaching Assistant Concern – The T.A. was concerned about student learning.	Very Low or Never		Very High or Always	n=10 av.=8.4 md=8.5 dev.=0.7
2.3)	Organization – Section presentations were well prepared and organized.	Very Low or Never		Very High or Always	n=9 av.=8.56 md=9 dev.=0.73 ab.=1
2.4)	Scope – The teaching assistant expanded on course ideas.	Very Low or Never		Very High or Always	n=10 av.=8.4 md=9 dev.=1.26
2.5)	Interaction – Students felt welcome in seeking help in or outside of the class.	Very Low or Never		Very High or Always	n=10 av.=8.8 md=9 dev.=0.42
2.6)	Communication Skills – The teaching assistant had good communication skills.	Very Low or Never		Very High or Always	n=10 av.=8.8 md=9 dev.=0.42
2.7)	Value – The overall value of the sections justified your time and effort.	Very Low or Never		Very High or Always	n=10 av.=8.6 md=9 dev.=0.7
2.8)	Overall – What is your overall rating of the teaching assistant?	Very Low or Never		Very High or Always	n=10 av.=8.5 md=8.5 dev.=0.53

3. Your View of Section Characteristics:

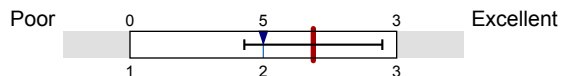
3.1)	Difficulty (relative to other courses)	Low		High	n=10 av.=1.5 md=1.5 dev.=0.53
3.2)	Workload/pace was	Too Slow		Too Much	n=10 av.=2 md=2 dev.=0
3.3)	Integration of section with course was	Poor		Excellent	n=10 av.=2.7 md=3 dev.=0.48
3.4)	Texts, required readings	Poor		Excellent	n=10 av.=2.4 md=2 dev.=0.52
3.5)	Homework assignments	Poor		Excellent	n=9 av.=2.56 md=3 dev.=0.73 ab.=1

3.6) Graded materials, examinations



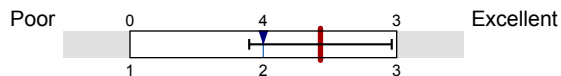
n=10
 av.=2.2
 md=2
 dev.=0.79

3.7) Lecture presentations



n=8
 av.=2.38
 md=2
 dev.=0.52
 ab.=2

3.8) Class discussions



n=7
 av.=2.43
 md=2
 dev.=0.53
 ab.=2

Profile

Subunit: EPS SCI
 Name of the instructor: R.G. NUNO
 Name of the course: 15F: EPS SCI 10 DIS 1C: EXPLORING MARS
 (Name of the survey)

Values used in the profile line: Mean

2. To What Extent Do You Feel That:

2.1) Teaching Assistant Knowledge – The T.A. was knowledgeable about the material.	Very Low or Never		Very High or Always	n=10	av.=8.40
2.2) Teaching Assistant Concern – The T.A. was concerned about student learning.	Very Low or Never		Very High or Always	n=10	av.=8.40
2.3) Organization – Section presentations were well prepared and organized.	Very Low or Never		Very High or Always	n=9	av.=8.56
2.4) Scope – The teaching assistant expanded on course ideas.	Very Low or Never		Very High or Always	n=10	av.=8.40
2.5) Interaction – Students felt welcome in seeking help in or outside of the class.	Very Low or Never		Very High or Always	n=10	av.=8.80
2.6) Communication Skills – The teaching assistant had good communication skills.	Very Low or Never		Very High or Always	n=10	av.=8.80
2.7) Value – The overall value of the sections justified your time and effort.	Very Low or Never		Very High or Always	n=10	av.=8.60
2.8) Overall – What is your overall rating of the teaching assistant?	Very Low or Never		Very High or Always	n=10	av.=8.50

3. Your View of Section Characteristics:

3.1) Difficulty (relative to other courses)	Low		High	n=10	av.=1.50
3.2) Workload/pace was	Too Slow		Too Much	n=10	av.=2.00
3.3) Integration of section with course was	Poor		Excellent	n=10	av.=2.70
3.4) Texts, required readings	Poor		Excellent	n=10	av.=2.40
3.5) Homework assignments	Poor		Excellent	n=9	av.=2.56
3.6) Graded materials, examinations	Poor		Excellent	n=10	av.=2.20
3.7) Lecture presentations	Poor		Excellent	n=8	av.=2.38
3.8) Class discussions	Poor		Excellent	n=7	av.=2.43

Comments Report

4. Comments:

- ^{4.1)} Please identify what you perceive to be the real strengths and weaknesses of this teaching assistant and course.
- A real strength of the teaching assistant is that she was willing to help out the students if they had any questions about the assigned work and about lecture. However, a weaknesses of the teaching assistant and the class in general is that the graded materials weren't justified by our efforts put into it. The daily quizzes we had were graded rather strictly in my personal opinion.
 - Raquel is an awesome TA
 - Raquel is one of the most knowledgable TAs that I've had in the Sciences. She is able to take a complex idea and break it down to its simplest elements so that we the class may fully understand. She is patient and doesn't mind clarifying any confusion. I always felt welcome in seeking her help in and outside of class. She is one of the university's finest teaching assistants.
 - She was very helpful and patient when I asked questions about the lab. I felt very welcomed in asking questions, and she was really patient in answering and explaining. I think she did an excellent job with the whole class, but I can only speak for myself, and I can truly say, she helped me quite well.
 - She was very knowledgeable and always available if you need help. The labs perfectly correlated with the course material we where covering in class. She was also very approachable which encouraged students to actually learn the material and seek assistance if needed.
 - This TA was very helpful and does not hesitate to answer any questions you may have.
 - Very helpful. Thank you