




R.G. NUNO
Evaluation of Instruction Program Report
 18W: EPS SCI 10 DIS 1A: EXPLORING MARS
 No. of responses = 9
 Enrollment = 28
 Response Rate = 32.14%


Survey Results

1. Background Information:


1.1) Year in School:




1.2) UCLA GPA:



1.3) Expected Grade:



1.4) What requirements does this course fulfill?



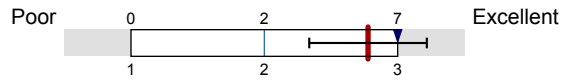
2. To What Extent Do You Feel That:

2.1)	Teaching Assistant Knowledge – The T.A. was knowledgeable about the material.	Very Low or Never		Very High or Always	n=9 av.=8.78 md=9 dev.=0.44
2.2)	Teaching Assistant Concern – The T. A. was concerned about student learning.	Very Low or Never		Very High or Always	n=9 av.=8.89 md=9 dev.=0.33
2.3)	Organization – Section presentations were well prepared and organized.	Very Low or Never		Very High or Always	n=8 av.=8.88 md=9 dev.=0.35 ab.=1
2.4)	Scope – The teaching assistant expanded on course ideas.	Very Low or Never		Very High or Always	n=9 av.=8.44 md=9 dev.=0.88
2.5)	Interaction – Students felt welcome in seeking help in or outside of the class.	Very Low or Never		Very High or Always	n=9 av.=8.89 md=9 dev.=0.33
2.6)	Communication Skills – The teaching assistant had good communication skills.	Very Low or Never		Very High or Always	n=9 av.=8.78 md=9 dev.=0.44
2.7)	Value – The overall value of the sections justified your time and effort.	Very Low or Never		Very High or Always	n=9 av.=8.33 md=9 dev.=1.12
2.8)	Overall – What is your overall rating of the teaching assistant?	Very Low or Never		Very High or Always	n=9 av.=8.78 md=9 dev.=0.44

3. Your View of Section Characteristics:

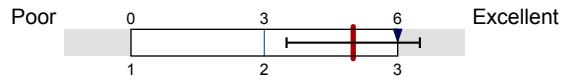
3.1)	Difficulty (relative to other courses)	Low		High	n=9 av.=1.67 md=2 dev.=0.71
3.2)	Workload/pace was	Too Slow		Too Much	n=9 av.=2 md=2 dev.=0
3.3)	Integration of section with course was	Poor		Excellent	n=9 av.=2.89 md=3 dev.=0.33
3.4)	Texts, required readings	Poor		Excellent	n=9 av.=2.44 md=2 dev.=0.53
3.5)	Homework assignments	Poor		Excellent	n=9 av.=2.78 md=3 dev.=0.44

3.6) Graded materials, examinations



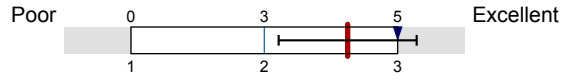
n=9
 av.=2.78
 md=3
 dev.=0.44

3.7) Lecture presentations



n=9
 av.=2.67
 md=3
 dev.=0.5

3.8) Class discussions



n=8
 av.=2.63
 md=3
 dev.=0.52
 ab.=1

Profile

Subunit: EPS SCI
 Name of the instructor: R.G. NUNO
 Name of the course: 18W: EPS SCI 10 DIS 1A: EXPLORING MARS
 (Name of the survey)

Values used in the profile line: Mean

2. To What Extent Do You Feel That:

2.1) Teaching Assistant Knowledge – The T.A. was knowledgeable about the material.	Very Low or Never										Very High or Always	n=9	av.=8.78
2.2) Teaching Assistant Concern – The T.A. was concerned about student learning.	Very Low or Never										Very High or Always	n=9	av.=8.89
2.3) Organization – Section presentations were well prepared and organized.	Very Low or Never										Very High or Always	n=8	av.=8.88
2.4) Scope – The teaching assistant expanded on course ideas.	Very Low or Never										Very High or Always	n=9	av.=8.44
2.5) Interaction – Students felt welcome in seeking help in or outside of the class.	Very Low or Never										Very High or Always	n=9	av.=8.89
2.6) Communication Skills – The teaching assistant had good communication skills.	Very Low or Never										Very High or Always	n=9	av.=8.78
2.7) Value – The overall value of the sections justified your time and effort.	Very Low or Never										Very High or Always	n=9	av.=8.33
2.8) Overall – What is your overall rating of the teaching assistant?	Very Low or Never										Very High or Always	n=9	av.=8.78

3. Your View of Section Characteristics:

3.1) Difficulty (relative to other courses)	Low										High	n=9	av.=1.67
3.2) Workload/pace was	Too Slow										Too Much	n=9	av.=2.00
3.3) Integration of section with course was	Poor										Excellent	n=9	av.=2.89
3.4) Texts, required readings	Poor										Excellent	n=9	av.=2.44
3.5) Homework assignments	Poor										Excellent	n=9	av.=2.78
3.6) Graded materials, examinations	Poor										Excellent	n=9	av.=2.78
3.7) Lecture presentations	Poor										Excellent	n=9	av.=2.67
3.8) Class discussions	Poor										Excellent	n=8	av.=2.63

Comments Report

4. Comments:

- ^{4.1)} Please identify what you perceive to be the real strengths and weaknesses of this teaching assistant and course.
- Great TA, very helpful
 - I always felt welcomed seeking help from Raquel. She was always very welcoming and understanding.
 - Raquel is an excellent T.A. She is approachable inside and outside of class to help students better understand class material. She is kind and knowledgeable of the subject. Great communicator and responsive to email as well.
 - Raquel was very organized and prepared. She knew all the material well and was very approachable and easy to talk to. One of the best TAs I've had.
 - She was super helpful and I truly felt welcome to ask for help
 - The TA was very knowledgeable about Mars, so she was always willing to help with our labs.
 - Very helpful




R.G. NUNO
Evaluation of Instruction Program Report
 18W: EPS SCI 10 DIS 1C: EXPLORING MARS
 No. of responses = 7
 Enrollment = 27
 Response Rate = 25.93%


Survey Results

1. Background Information:


1.1) Year in School:




1.2) UCLA GPA:



1.3) Expected Grade:



1.4) What requirements does this course fulfill?



2. To What Extent Do You Feel That:

2.1)	Teaching Assistant Knowledge – The T.A. was knowledgeable about the material.		n=7 av.=8.71 md=9 dev.=0.76
2.2)	Teaching Assistant Concern – The T. A. was concerned about student learning.		n=7 av.=8.57 md=9 dev.=1.13
2.3)	Organization – Section presentations were well prepared and organized.		n=7 av.=8.86 md=9 dev.=0.38
2.4)	Scope – The teaching assistant expanded on course ideas.		n=7 av.=8.57 md=9 dev.=1.13
2.5)	Interaction – Students felt welcome in seeking help in or outside of the class.		n=7 av.=8.57 md=9 dev.=1.13
2.6)	Communication Skills – The teaching assistant had good communication skills.		n=7 av.=8.86 md=9 dev.=0.38
2.7)	Value – The overall value of the sections justified your time and effort.		n=7 av.=8.71 md=9 dev.=0.76
2.8)	Overall – What is your overall rating of the teaching assistant?		n=6 av.=8.83 md=9 dev.=0.41

3. Your View of Section Characteristics:

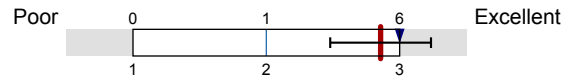
3.1)	Difficulty (relative to other courses)		n=7 av.=1.86 md=2 dev.=0.69
3.2)	Workload/pace was		n=6 av.=1.83 md=2 dev.=0.41 ab.=1
3.3)	Integration of section with course was		n=7 av.=2.71 md=3 dev.=0.49
3.4)	Texts, required readings		n=6 av.=2.33 md=2 dev.=0.52 ab.=1
3.5)	Homework assignments		n=6 av.=2.83 md=3 dev.=0.41 ab.=1

3.6) Graded materials, examinations



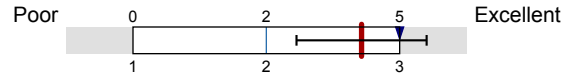
n=7
 av.=3
 md=3
 dev.=0

3.7) Lecture presentations



n=7
 av.=2.86
 md=3
 dev.=0.38

3.8) Class discussions



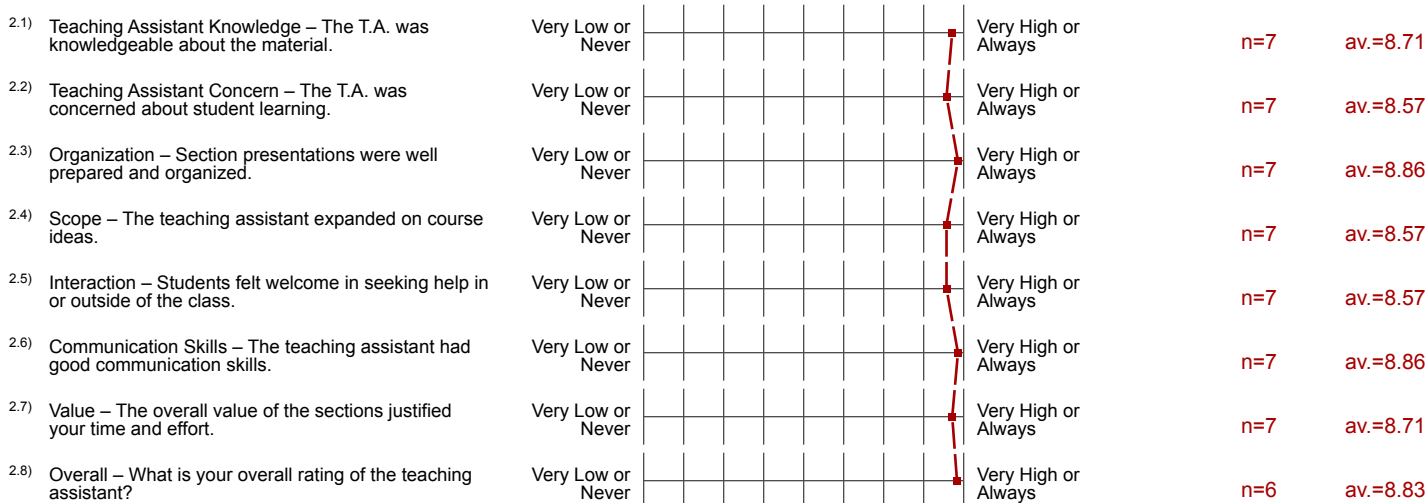
n=7
 av.=2.71
 md=3
 dev.=0.49

Profile

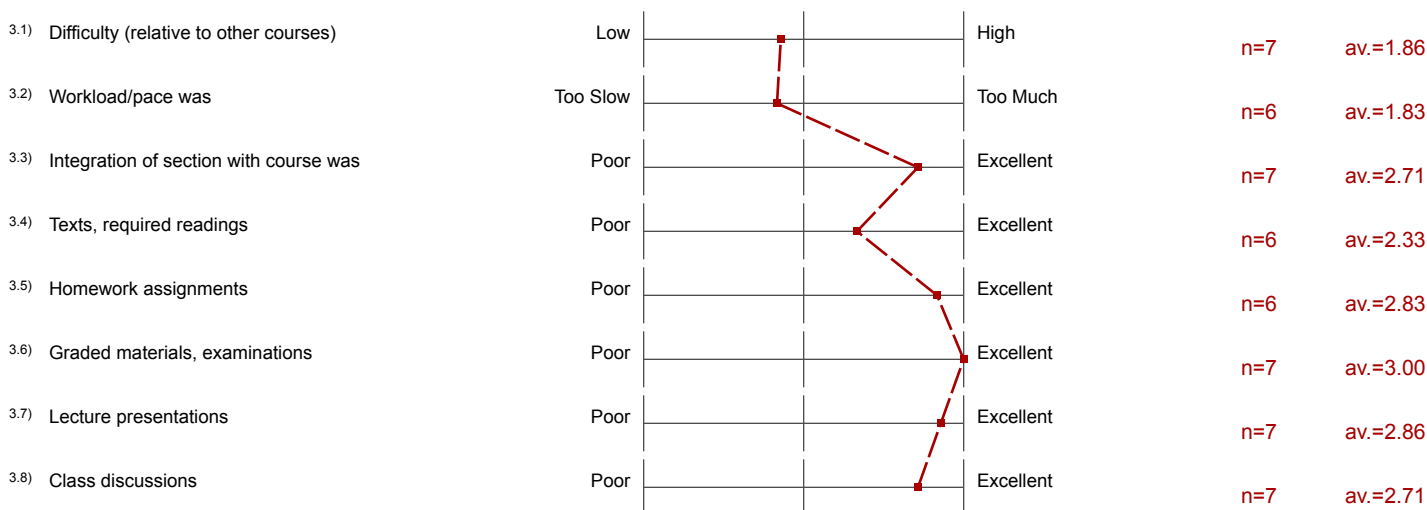
Subunit: EPS SCI
 Name of the instructor: R.G. NUNO
 Name of the course: 18W: EPS SCI 10 DIS 1C: EXPLORING MARS
 (Name of the survey)

Values used in the profile line: Mean

2. To What Extent Do You Feel That:



3. Your View of Section Characteristics:



Comments Report

4. Comments:

^{4.1)} Please identify what you perceive to be the real strengths and weaknesses of this teaching assistant and course.

- Raquel is a chiller.
- Raquel is such a nice person and so extremely smart. You can tell she's extremely passionate about science and space exploration. I've never seen someone explain things with so much excitement as Raquel does - she just really loves science and it's great to have a person like her TA'ing the "Exploring Mars - The Red Planet" class. And I'm just as passionate about space exploration as she is so I really enjoyed having conversations with her. She rocks!
- She's an amazing teacher; she's really patient with us and truly cares about us doing well and I want to give her the highest possible rating!
- Very helpful with labs and easy to talk to about issues with the text and course material.
- she was awesome




R.G. NUNO
Evaluation of Instruction Program Report
 18W: EPS SCI 10 DIS 1B: EXPLORING MARS
 No. of responses = 10
 Enrollment = 28
 Response Rate = 35.71%


Survey Results

1. Background Information:

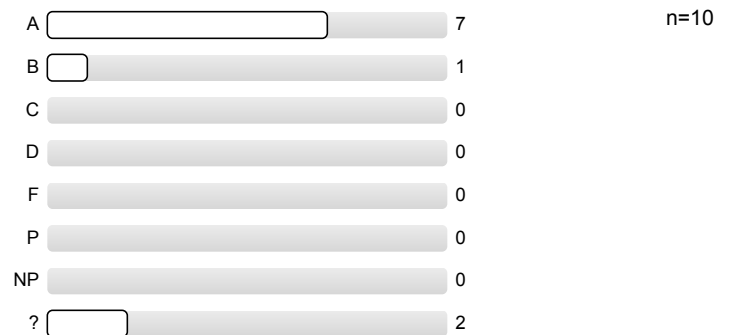
1.1) Year in School:




1.2) UCLA GPA:



1.3) Expected Grade:



1.4) What requirements does this course fulfill?



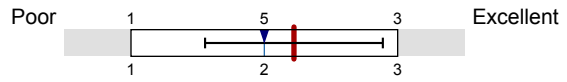
2. To What Extent Do You Feel That:

2.1)	Teaching Assistant Knowledge – The T.A. was knowledgeable about the material.		n=10 av.=8.1 md=9 dev.=1.37
2.2)	Teaching Assistant Concern – The T.A. was concerned about student learning.		n=9 av.=7.78 md=9 dev.=1.79
2.3)	Organization – Section presentations were well prepared and organized.		n=7 av.=8.29 md=9 dev.=1.5 ab.=3
2.4)	Scope – The teaching assistant expanded on course ideas.		n=10 av.=7.4 md=8 dev.=1.96
2.5)	Interaction – Students felt welcome in seeking help in or outside of the class.		n=10 av.=8.2 md=9 dev.=1.14
2.6)	Communication Skills – The teaching assistant had good communication skills.		n=10 av.=8.2 md=9 dev.=1.14
2.7)	Value – The overall value of the sections justified your time and effort.		n=10 av.=7.1 md=7.5 dev.=2.51
2.8)	Overall – What is your overall rating of the teaching assistant?		n=10 av.=7.9 md=8.5 dev.=1.45

3. Your View of Section Characteristics:

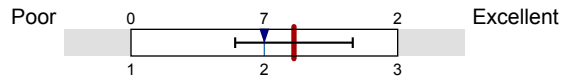
3.1)	Difficulty (relative to other courses)		n=10 av.=1.7 md=2 dev.=0.67
3.2)	Workload/pace was		n=10 av.=1.9 md=2 dev.=0.32
3.3)	Integration of section with course was		n=10 av.=2.3 md=2 dev.=0.67
3.4)	Texts, required readings		n=10 av.=2.1 md=2 dev.=0.57
3.5)	Homework assignments		n=8 av.=2.38 md=2 dev.=0.52 ab.=2

3.6) Graded materials, examinations



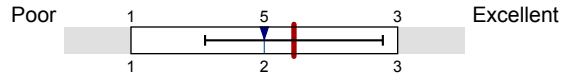
n=9
av.=2.22
md=2
dev.=0.67
ab.=1

3.7) Lecture presentations



n=9
av.=2.22
md=2
dev.=0.44
ab.=1

3.8) Class discussions



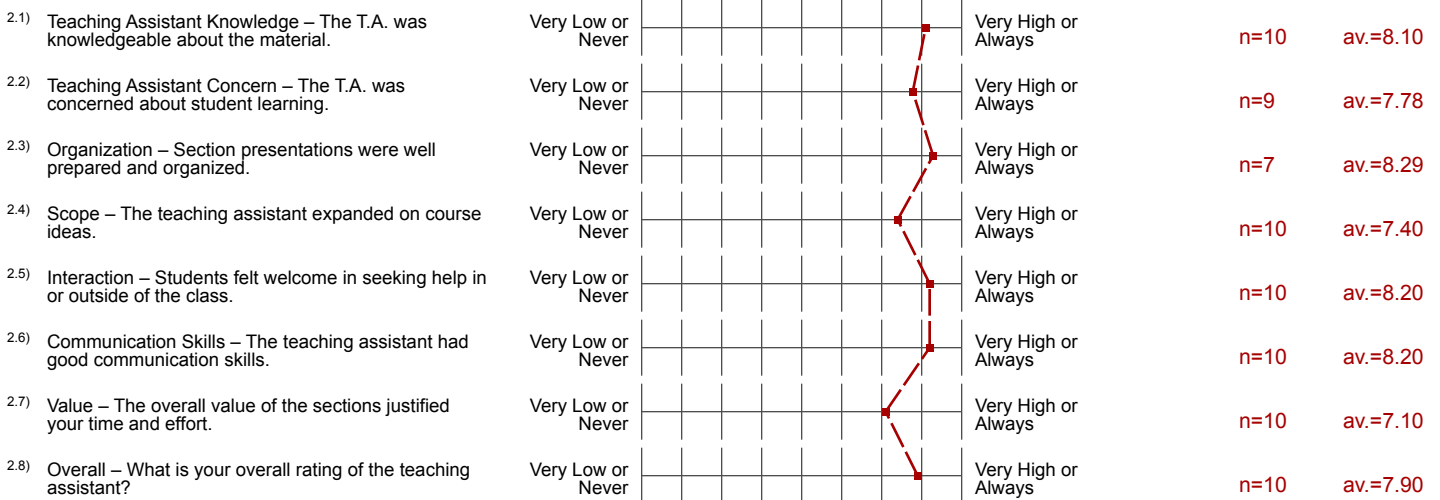
n=9
av.=2.22
md=2
dev.=0.67
ab.=1

Profile

Subunit: EPS SCI
 Name of the instructor: R.G. NUNO
 Name of the course: 18W: EPS SCI 10 DIS 1B: EXPLORING MARS
 (Name of the survey)

Values used in the profile line: Mean

2. To What Extent Do You Feel That:



3. Your View of Section Characteristics:



Comments Report

4. Comments:

- ^{4.1)} Please identify what you perceive to be the real strengths and weaknesses of this teaching assistant and course.
- As much as I love Farrah and her knack for asking in depth, thought provoking questions based on the information we learned in lecture, her grading seems extremely hard compared to other TAs. I'm not saying I want to receive an easy A, but looking at my grades (as well as other students from last quarter and other sections), her grading scale is much more difficult. Her in-person assessment and reasoning for the grade do not align with what you receive.
 - Best TA ever! So helpful and caring
 - Raquel was very helpful and patient during the discussions. She's very approachable and willing to answer any questions you may have. However, I think that the labs we were given were sometimes a bit too easy. Overall, though, I found that they reinforced information we had been taught during lecture.